

## Class 2 - Holiday homework ( 2019- 2020 )



### English

#### 1. Story Time

Read any **one** or **two** books. The books are available online. Complete the activity given below and bring the story book to school after the vacation. The list of books given below are just for reference. You have the choice to read any interesting story book.

Name of the Book	Author
1. We are friends	Girija Rani Asthana
2. A time together	Nilima Sinha
3. Who's the puzzle	Karen King
4. Give back my ball	Nilima Sinha



## MY BOOK REPORT

Read any book /books mentioned above. Choose your favourite amongst them and answer the following.

Name of the book

Name of the author

I liked the book because \_\_\_\_\_

\_\_\_\_\_

My favourite character / characters of the story

\_\_\_\_\_

\_\_\_\_\_

\_\_\_\_\_

Illustrate and colour your favourite part of the story


**2. Make an attractive chart on articles . Take A-3 sheet of any light colour chart paper and paste pictures to write a sentence using the articles( a / an / the ).**



**Eg.** Anostrich runs very fast.



Raju has a book with many pages.



**The** Red Fort is in New Delhi .

**Note : Make 2 sentences for each article.**


1. Revise nouns.
2. Learn the poem **upside down** for cycle test -1 oral .
3. Bring all the home-work in a labelled folder.

## MATHEMATICS

ROLL NO- 1 TO 20

My Name Kite

- Choose any two digit number and represent them in an interesting manner on your kite as shown below .



- Instructions :-
- Materials required : Coloured sheets for the kite and bows , A3 pastel sheet for the base ,string / ribbon , glue , sketch pens
- On the first bow write your *name* .
- On the second bow write the *expanded form of the number* .
- On the third bow write the *number name* .
- On the fourth bow write *number 10 more than the chosen number* .


ROLL NO- 21 TO 42

SEE WHAT WE WEAR !

Q) Solve and colour the picture according to the given codes :

Colour Codes:-3- Yellow , 11- Golden / Brown, 9-Orange, 4-Skin, 12 – Green,  
8-Red , 10-Blue

\*Cut the outline of a picture and paste on a coloured A4 pastel sheet



## EVS

Q1. It is summer time and we need to increase the intake of water to keep ourselves hydrated. A lot of fruits and vegetables also contribute to the intake of water.

Write the recipe of any two such healthy drinks on an A4 size coloured sheets and paste pictures of the same.

Q2. Create an interesting comic strip of 3 - 5 illustrations where one speaker talks about a myth of healthy eating and its habits whereas the other states the fact behind it. You can use or mix media (web, newspaper, etc.) to make the illustrations. An example of a comic strip has been given below. Do this activity on a coloured A3 pastel sheet. Write any 2 values that you get from this comic illustration.

Hi ! I am too healthy.

Hi ! I am also very healthy.

I contain all healthy things like tomato, cabbage, etc

I also contain all these healthy things.

Everyone loves me.

But people will prefer to have me as you contain unhealthy bun and soft drinks.



## ART & CRAFT

### Creativity Beyond - II

Do page numbers :-

1. Do pages 7 , 10 , 22 , 23

2. TOPIC : Make any 2d or 3d items with BEST OUT OF WASTE ( avoid using Thermocol Sheets )

**Note -**

- Revise all the work done so far for Cycle test – 1 .
- Learn tables 2 to 6 .

### COMPUTER

- Download the worksheet from website, take its print out and solve it. Paste it on your computer notebook.
- Paste the pictures of the “PLACES WHERE COMPUTER ARE USED” and “TYPES OF COMPUTER” in your computer notebook.

### हिंदी

- ❖ अपने पसंदीदा कार्टून करेक्टर का मुखौटा बनाते हुए उससे संबंधित पाँच पाक्य याद कीजिए।
- ❖ निम्नलिखित में से किसी एक विषय पर एक कहानी याद करें-
  - जैसे को तैसा
  - एकता में बल है
  - ललच का फल बुरा होता है
  - कविता-सूरज(पाठ-1), पेड़ याद करें

