

ST. THOMAS SCHOOL, INDIRAPURAM
HOLIDAY HOMEWORK 2019-20
CLASS -III



Dear Children,

Summer break is round the corner. It is the time to relax and rejuvenate. So spend quality time with your family, go for outings, eat good food, read books, play various indoor and outdoor games, and have a lot of fun.

To keep you stay connected with your studies and to make your learning more concrete, we your teachers, have planned a variety of fun-filled activities and worksheets for you. Hope you would enjoy doing them.

Wishing you all happy and safe holidays!

ENGLISH

Puppets allow you to escape into an imaginary world. So let's explore and enjoy the art of puppet making.

- **Make a stick puppet of your favourite character from the story –‘The Golden Touch’ or ‘The Fortunate Pedlar’. Prepare a short class presentation on your puppet. This activity carries five marks.**
- **Do pages 101 to 104 in Tsonga n Pansy book.**
- **Revise all the work done in class. Prepare well for Periodic Test-1**

HINDI

1. वर्षा ऋतु का सुंदर चित्र दिखाते हुए उस पर दस वाक्य लिखो।(A3 Sheet)
2. एक अच्छे व्यक्तित्व के लिए किन गुणों का होना आवश्यक है। इसी संदर्भ में सच्चाई का जीवन में महत्त्व बताते हुए एक अनुच्छेद लिखे।
3. रोली में पाठ-1, 3 व 4 याद करो
- 4 आधारशिला में संज्ञा, लिंग, वचन, विलोम, अनुच्छेद व संख्या का अभ्यास करते हुए आधारशिला में पेज 2, 3, 4, 7, 10, 11, 14, 15, 22, 23, 41, 42, 61, 62 कीजिए।

MATHEMATICS

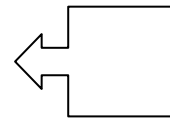
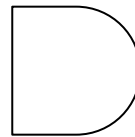

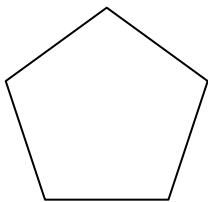
- **Make a laminated A3 size chart displaying 5 symmetrical objects taken from your surroundings like -butterfly, leaves,flowers etc. and 5 solid shapes on other side (cube, cuboid, sphere, cone,cylinder).**
 - **In MAGIC SUPPORT BOOKdo pages 3, 4, 5, 6, 7, 17, 18, 19, 20, 21, 22.**
 - **In MATH MAGIC BOOKdo pages 74 & 75 (TREASURE HUNT).**
 - **Learn tables from 2 to12. Revise all the work done for Periodic test – 1.**
-

WORKSHEET – 2
(BASED ON CHAPTER 1, 3 AND 5)

Q1. Fill in the blanks:



- a) The answer of addition is called _____.
- b) All sides of a square are _____.
- c) Line of _____ is a dotted line that divides the given picture into two mirror halves.
- d) In subtraction _____ is the greatest number and its answer is called difference.
- e) When we add or subtract ZERO to any number the answer is number _____.
- f) The surface of a solid object is called its _____.
- g) The vertex of a cone is also called an _____.
- h) Reducing 49 from 79 gives _____
- i) $6 \text{ tens} + 560 =$ _____
- j) 50 less than 390 is = _____
- k) The sum of smallest 3 digit number and greatest one digit number is _____

Q2. Draw the line of symmetry for each of the following:





Q3 Draw a cylinder in the given space and mark its curved face, plane faces and edges.



Q4. Subtract 864 from 999 and check your answer





Q5 Add 250 to the difference of 760 and 530.





Q6. Subtract 250 from the sum of 350 and 500.



Q7. $450 + 200 - 350$



Q8. $690 - 540 + 235$



Q9. Complete the given table:

Shapes	Faces	Edges	Vertices
Cone			
Cube			

Q10. Draw the different viewing positions:

Top view of a pan	Side view of a car	Front view of an almirah

Q11. Give examples of the following shapes:

1. Sphere- _____, 2. Cuboid- _____, 3. Cube- _____,
4. Cone- _____ 5. Rectangle - _____, 6. Square - _____,

Q12. There are 248 orange tumblers and 156 blue tumblers in a shop. Find total number of tumblers in a shop.

Q13. Out of 999 apples the fruit vendor sold 748 apples. How many apples were still left with the fruit vendor.

EVS

1. How would you like to help your community? Pick up any one community service through which you would like to serve your community. Draw and write 5 lines about it on an A-4 sheet. This activity carries 5 marks.
2. Learn Lesson 1, 2 and 5 thoroughly for Periodic test -1.
3. Let's explore our creative side this summer vacation, and become little poet and poetess . Write a short poem of 8-10 lines on the topic “ PLANTS- Our Green Friends” on an A-4 size sheet.
4. Take an A-4 sheet and draw any four pictures illustrating how plants are useful for our environment and in our daily life.

COMPUTER

1. Download the computer worksheet from website, solve it and paste in the computer notebook.
2. Make a colorful collage on “**Parts of Computer**” on A4 size sheet and paste in the computer notebook along with the worksheet. (Students can “draw and paint” the pictures or paste ready-made pictures)

ART

CREATIVITY BEYOND 3 –

1. Do page 17,18,19,20

2. TOPIC : Make any 2d or 3d items with BEST OUT OF WASTE (avoid using Thermocol Sheets)

SUN SAFETY TIPS



Avoid being in the sun for prolonged times when the sun is strongest, from 10 a.m. until 4 p.m.

- Seek shade
- Cover up
- Wear a hat
- Wear sunglasses
- Apply and re-apply sunscreen of SPF 15 or higher

HAPPY HOLIDAYS!!!