



It's  
Summer  
Time

Prep

# Holiday Homework

*Fun activities  
for kids  
during holiday break!*



# School Holiday Rules

No electronics until you have done the following...

Have you:

⇒ Made your bed



⇒ Had breakfast



⇒ Brushed your teeth



⇒ Dressed



20 minutes of Reading



20 minutes of Coloring or Writing



Do your daily chore



Play outside for 30 minutes



Make or build something creative (Legos, Toys, Crafts)



Help someone in the family (Ask if you need ideas)



<http://pinterestinspiration.wordpress.com>

# Activity 1


Colour the umbrellas according to the colour code given:



# Activity 2

## THINGS THAT GO TOGETHER

Circle and colour 2 pictures that belong with the first one.



# Activity 3

## WHAT COMES NEXT





















# Activity 4

## BEHAVIOUR: GOOD OR BAD CHOICES


Which students behave as good students and which ones aren't?

Colour the smiley face for YES or the sad face for NO

# Activity 5

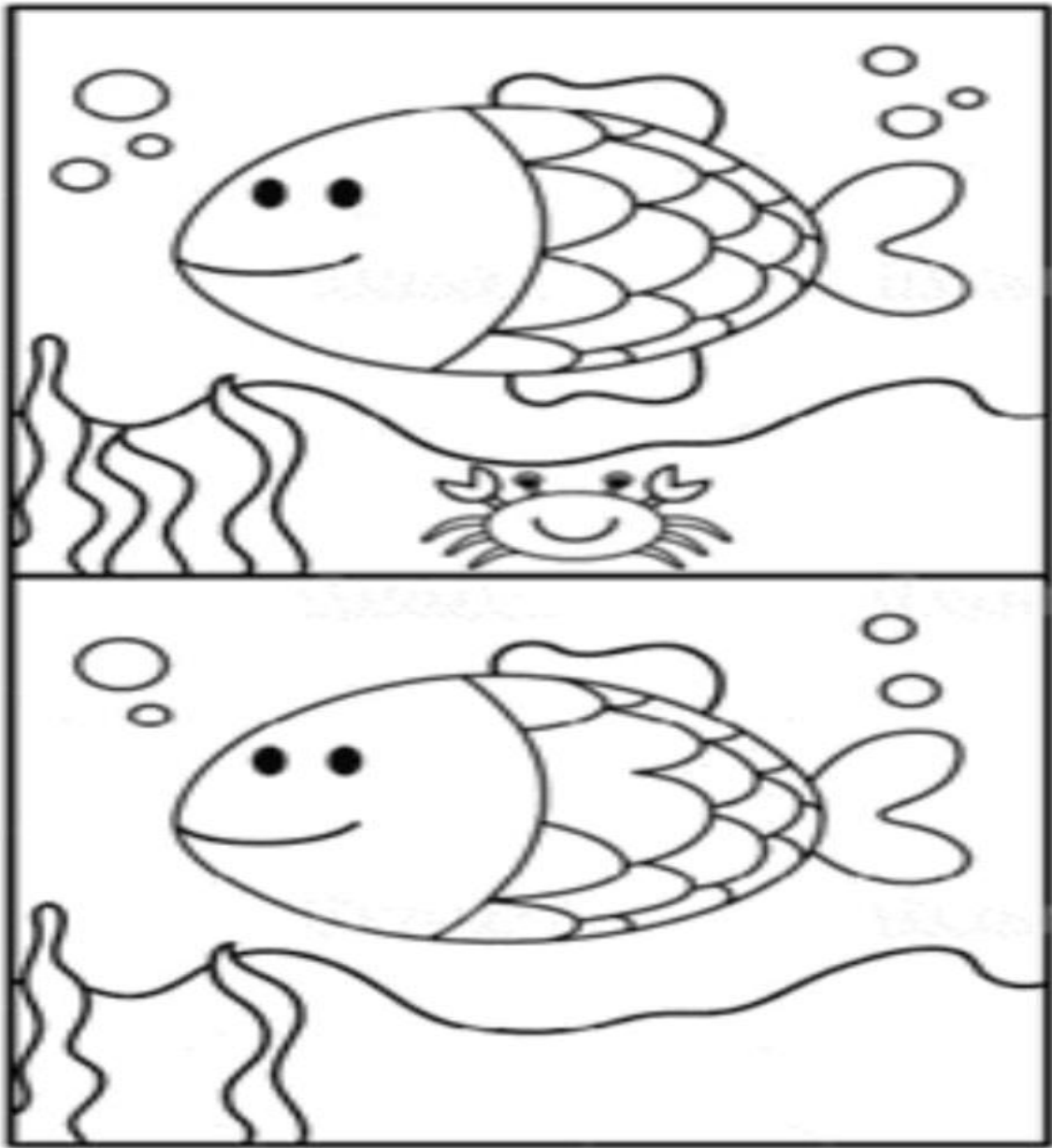
Colour the picture as per the colour and shapes code.






# Activity 6

SPOT THE DIFFERENCES  
Find and circle six differences



# Activity 7

CONNECT DOTS FROM ALPHABETS A TO Z AND COLOUR THE PICTURE



# Activity 8

*Happy Father's Day*

On third Sunday of June, Father's Day is celebrated worldwide to recognize the contribution of Fathers in their children's lives.



**Make a trophy for your DAD to show gratitude towards your father and thank him for everything he has done till now. Click photos while giving him this trophy on 16<sup>th</sup> of June and paste the photos in scrap file and bring this trophy to school after vacation.**

**Link for making the trophy:**

**<https://pin.it/32qGBInOh>**

# Activity 9

## पहचानिए और लिखिए

नीचे दी गयी वस्तुओं के अनुसार 'अ' से 'अः' तक स्वर लिखिए

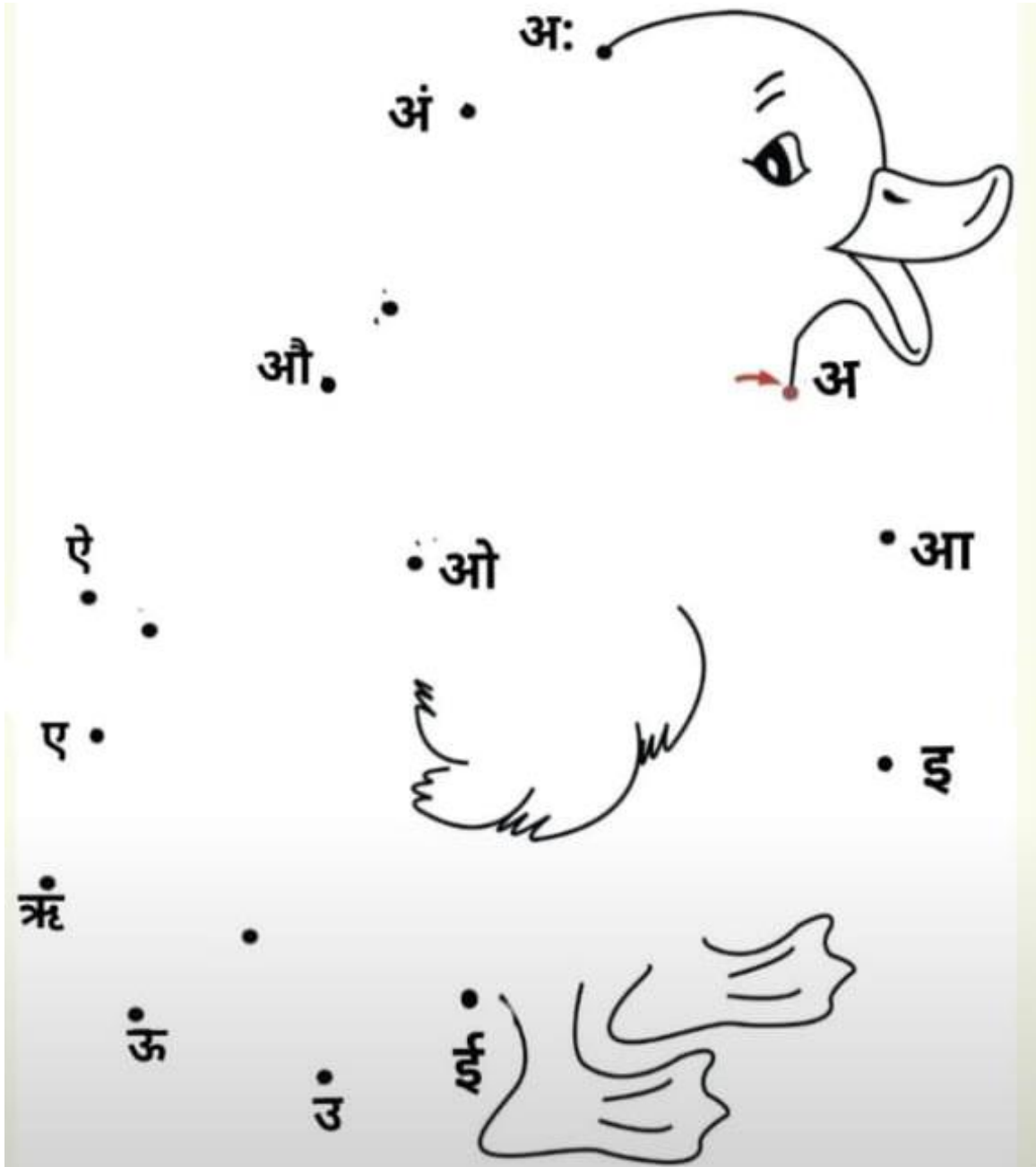


अ



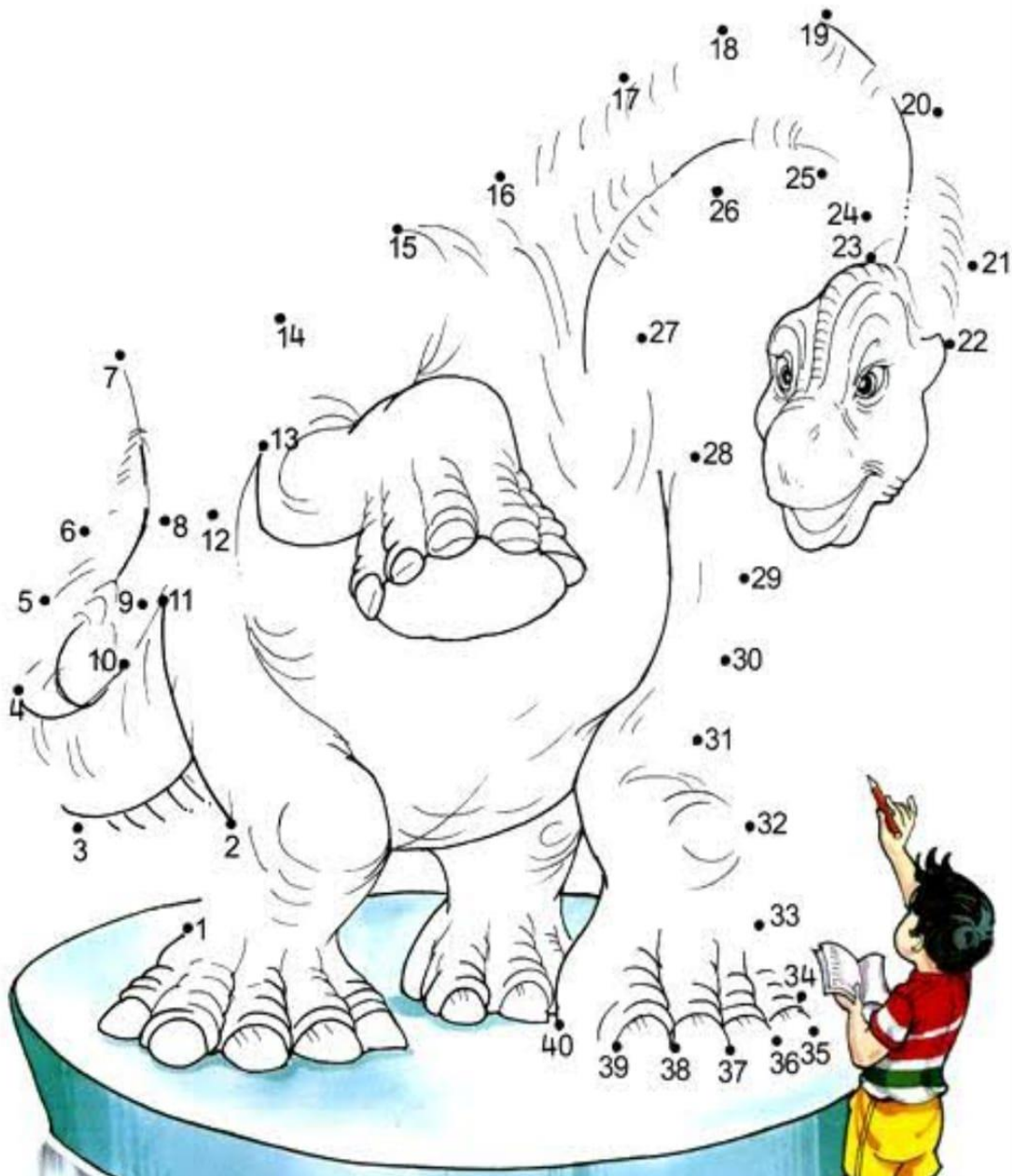
# Activity 10

अ से अः तक बिन्दुओं को मिलाओ और चित्र में रंग भरो



# Activity 11

Join the numbers from 1 to 40 and colour the picture.



# Activity 12

## MY TABLE MAT

Take an A-3 size thick sheet. Paste pictures of your favourite toys, favourite food, favourite stationary items, favourite cartoon characters etc. on both sides of that sheet. Put your name tag along with class and section on the table mat. Now ask your father to get this sheet laminated and your table mat is ready to bring to school. This will be used while having food in the school during lunch break.



### My Lovely Tiny Tots,

Practice makes a man perfect.

Continue practicing the work done till now.

\* **ENGLISH:** Do 10 pages of alphabet "a to z" in 3-in-1 notebook.

\* **MATHS:** Do 10 pages of counting 1 to 70 and 10 pages of back counting 20 to 1 in 3-in-1 notebook.

\* **HINDI:** Do 10 pages of "अ से अः" in 3-in-1 notebook.

\* **CURSIVE WRITING** - Draw pictures related to Aa and Bb + Write cursive Aa and cursive Bb in cursive writing notebook.

\* **Hindi (Early Learners) book:** Do pages 7, 8, 13, 14, 15 and read page 4

\* **Revise all English and Hindi rhymes.**

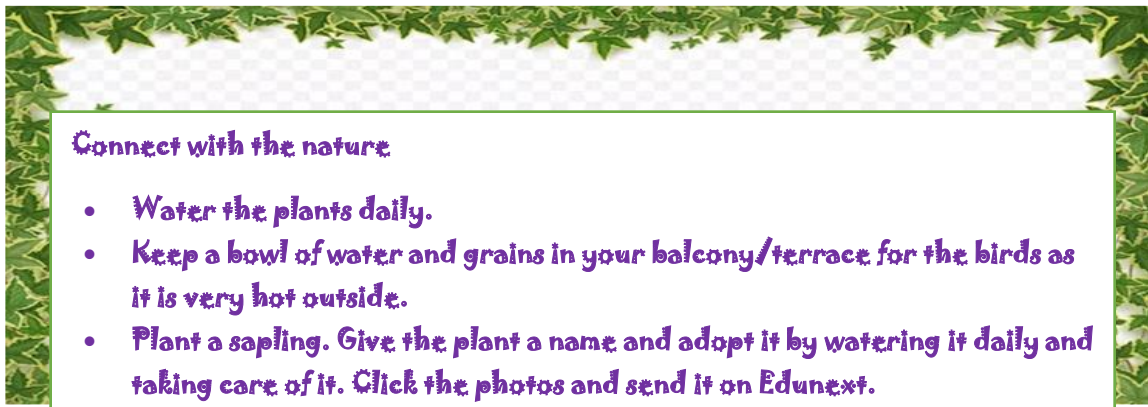
\* **Revise GK and EVS questionnaire.**

Cover cursive writing notebook with Pink colour sheet and transparent sheet.

(Take print out of all the activities and make children do them and paste them in scrap file)

One scrap file can be used to paste all photos and activity worksheets.

Holidays Homework carries 5 marks in cycle 1 exams.



**\*\* Submission of Holiday Homework: Between 1<sup>st</sup> to 3<sup>rd</sup> of July, 2024.**

**Wishing you all happy times together!! See you on Monday 1<sup>st</sup> of July, 2024.**

