



Class 4 – Summer Holiday Homework

☀️ "Learning never takes a holiday – it simply changes its path. Let this break be a journey of discovery, creativity, and growth."



Dear Students,

Make the most of your holidays by doing these fun and creative activities. Enjoy your time while learning something new!

SCIENCE

My Balanced Diet

- Make a balanced diet chart for yourself.
- Write the food items you eat for **breakfast, lunch, and dinner** separately.
- Next to each food item, mention the **nutrients** you get from it (like protein, vitamins, carbs, etc.).

Instructions:

- Do this on an **A3 sheet**.
- You can **draw or paste pictures** of some of the food items on your chart.

COMPUTER

• MS Word Project:

Create a digital poster on the topic “**Famous Tourist Places of Sikkim**” (choose any five places).

- Include pictures, text, and design elements to make it attractive.
- Print your poster and paste it in your scrapbook.

• Storage Devices:

In your scrapbook, draw or paste **five pictures of storage devices**.

- Write two lines about each device.



HINDI


1. सुंदर लेख में 10 पेज सुलेख लिखें। (एक अलग पतली कॉपी में)
2. 'अनुशासन' और 'स्वतंत्रता दिवस' पर अनुच्छेद व्याकरण पुस्तिका में लिखें और याद करें।
3. दी गई कार्य पत्रिका (worksheet) का अभ्यास करें।

हिंदी रचनात्मक क्रियाकलाप

(5 अंक)

अपनी पसंदीदा किताब जो आपको पढ़ना पसंद है, उसका सुंदर पुस्तक पृष्ठ (book cover) आपनी कल्पनाशक्ति से बनाएं। A -4 sheet पर, पुस्तक कोई कहानी या कॉमिक भी हो सकती है।

Note: आपकी सहायता के लिए कुछ चित्र नीचे दिए गए हैं। यह चित्र केवल उदाहरण के लिए दिए गए हैं।





ART

1. Art Book Activity:

Complete the following pages from your Art Book:

☺ Page No. 12

☺ Page No. 18

☺ Page No. 28

2. Craft Activity:

🌀 Make a Prayer Wheel of Sikkim

Use easily available materials like paper, cardboard, colours, etc. Be creative and neat!



ENGLISH

Book Review Fun!

Choose one storybook of your choice to read during the holidays. After reading the book, fill out the **My Book Report** Worksheet attached. Be creative! You can colour, draw and decorate your worksheet to make it attractive. Make sure your handwriting is neat and your answers are complete. Submit your completed worksheet when school reopens.

What to Include in Your Book Report:

- ✓ Your name, title and author of the book
- ✓ What you thought about the book (This book was)
- ✓ Your favourite character and why you liked it
- ✓ A colourful picture of the book cover
- ✓ A few lines about the beginning, middle and the end of any one story from the book
- ✓ Your favourite part of the story
- ✓ Give the book a star rating out of 5



Name: _____

MY BOOK REPORT

Title of the book

Author

NEVER STOP READING

This book was

My favourite character

Book Cover Illustration

THE STORY


Beginning

Middle

End

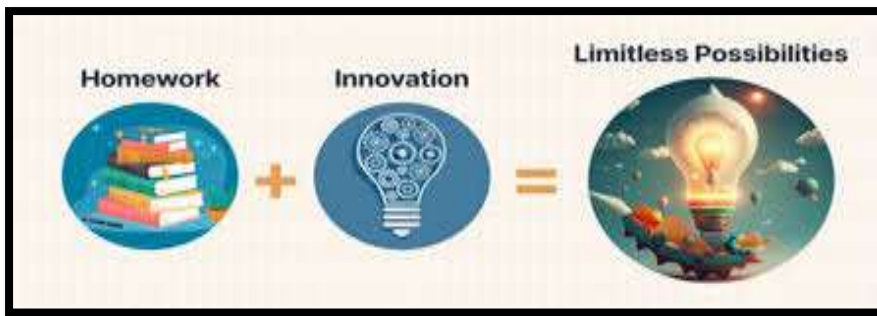
MY FAVOURITE PART OF THE STORY

RATING ★ ★ ★ ★ ★





MATHEMATICS & SOCIAL SCIENCE



**“Success is the
sum of small
efforts
repeated day
in and day out”**

Homework

1. Revise all the syllabus done so far in class.
2. Revise multiplication tables from 2 to 15.

Activity 1: Theme – Symmetry

- The **line of symmetry** is an imaginary line drawn on a shape that divides it into two equal parts.
- The line of symmetry can be **vertical, horizontal, or diagonal**.
- A shape can have **one or more lines of symmetry**.
- **Topic:** Make a Symmetrical Tribal Mask
- **Objective:** To help students explore and learn about the rich cultural heritage of Sikkim.

Objective: To help students explore and learn about the rich cultural heritage of Sikkim.

Make a symmetrical tribal mask inspired by the traditional art of the tribes of Sikkim.

- Use bright colours, bold shapes, and natural designs.
- You can make the mask using paper, cardboard, or any materials available at home.

After making the mask, write 4–5 lines about the tribe.

For reference, an image of the mask is shared below.





Activity 2:

Join the Roman numerals to complete the picture.

Color the picture once completed.

Cut it out carefully along the edges.

Paste it in your math notebook.

