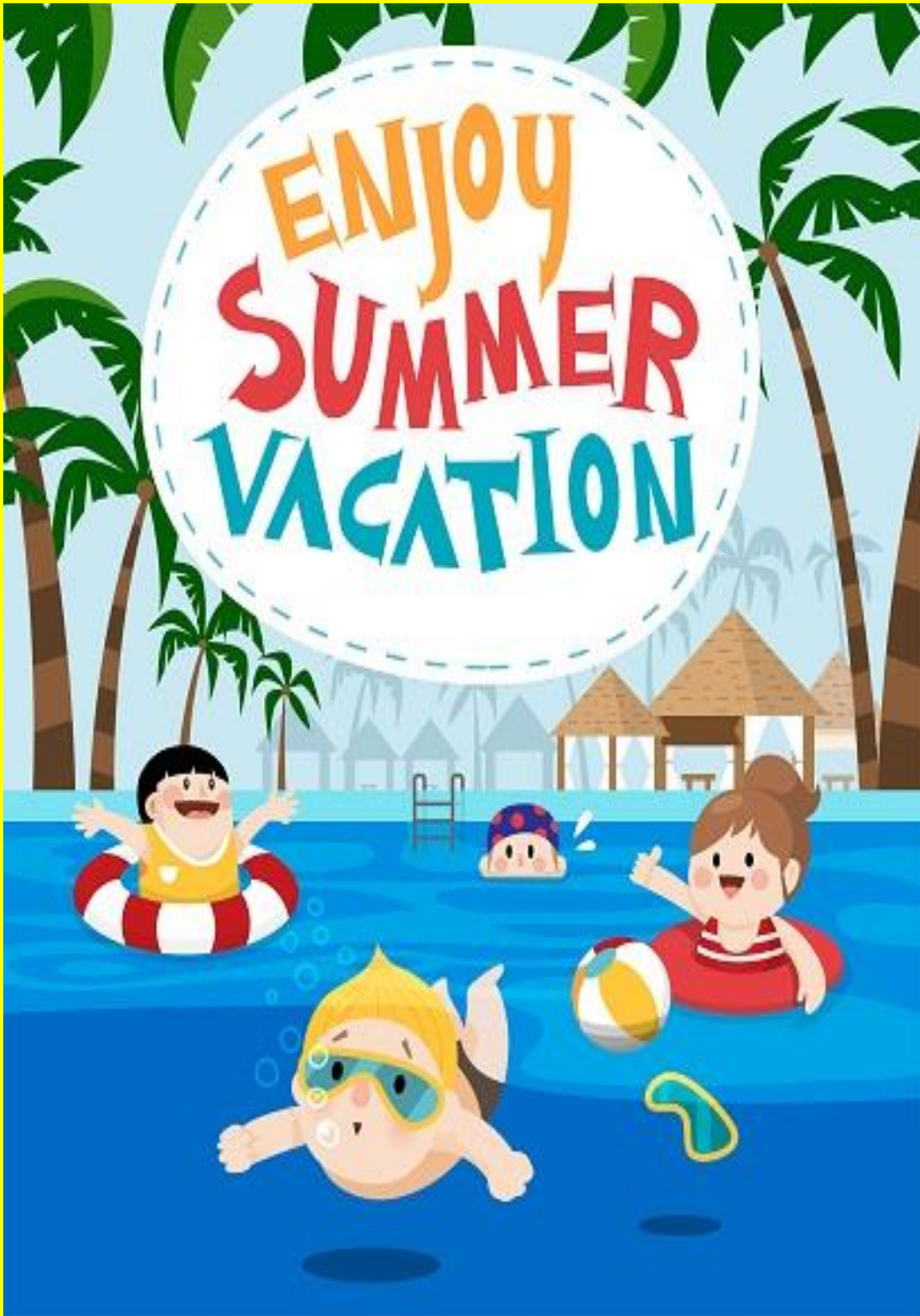


ENJOY
SUMMER
VACATION



ST. THOMAS SCHOOL, INDIRAPURAM

SUMMER HOLIDAY HOMEWORK

CLASS – 2

SESSION – 2024 -2025


ENGLISH HOLIDAY HOMEWORK

Name : _____ **Roll No.** _____ **Sec.** _____

Q1. Describe in 10 – 15 lines how you spent your Summer Holidays. (3 marks)





Q2. Make a word chain of Proper Nouns and Common Nouns. (20 words each) (2 marks)

PROPER NOUNS

 India	 Arjun	 Nepal		
				
				



Common NOUNS




NOTE: In the word train the second letter should begin with the last letter of the previous word.

Do the HHW in an A4 size sheet.

ग्रीष्मावकाश गृहकार्य (2024-25)
विषय - हिन्दी , कक्षा - द्वितीय

- ❖ A3 शीट पर Origami कागज का प्रयोग करते हुए दो टोकरियाँ बनाए। रंग-बिरंगे फूलों में पाँच-पाँच स्त्रीलिंग - पुल्लिंग के शब्द लिखकर चिपकाएँ । (2 Marks)
 - ❖ चूहे का मास्क बनाते हुए चूहे से संबंधित पाँच वाक्य याद करे और कक्षा में सुनाएँ । (3 Marks)
 - ❖ पढाए गए पाठ्यक्रम का अभ्यास करें।
 - ❖ आधारशिला में पेज न. 4 से 11, 31-32 पूरे करे
- ❖ **Kindly bring Hindi holiday home work in separate folder.**
(For your help one example is attached here.)



चूहे का मास्क बनाने के लिए लिंक-



<https://www.youtube.com/embed/llhxyyk2TwE?feature=oembed>
<https://www.youtube.com/embed/aolvCJMUHBI?feature=oembed>
<https://www.youtube.com/embed/4fKCbODSHzg?feature=oembed>

VALUE EDUCATION

Hey there, creative minds! Ready for some holiday fun? We've got a super cool assignment for you that's all about values: Faith or Integrity.

Faith: **Believing in someone / something even when you can't see it.**

Integrity: **Doing the right thing.**

Task: Get your art supplies ready and paint a picture that shows what faith or integrity looks like to you. Let your imagination run wild!

Alternatively, you can also choose a related image and do some colouring in it, to make it your own, on A4 light coloured sheet.

Submission Deadline: [04.07.24]

Can't wait to see your masterpieces!

Remember, there's no right or wrong here, just your awesome ideas shining through.

Get painting and have a blast! Cheers.

- Write your name, class and section at the back of the sheet.

MATHEMATICS

- **Write Forward Counting from: 500 to 900 in notebook.**

After writing forward counting, let's have some fun with the written numbers. By doing this, we'll make counting more colourful and exciting!

- a. We'll start from 500 and go up to 599, but instead of stepping on every number, we'll only step on every second (2nd) number. We'll colour each number we step on with a bright red colour.
- b. Next, we'll move to the numbers from 600 to 699, but this time, we'll only step on every third (3rd) number. We'll paint each of these numbers with a cool green colour.
- c. Then, we'll move on to the numbers from 700 to 799. Here, we'll only step on every fifth (5th) number, and we'll colour each one with a sunny yellow.

And now we have learnt skip counting of 2, 3 & 5.

- Learn the Tables (**Tables of 2,3,4,5,6,7 and 10**)
- Revise all the work done till now.

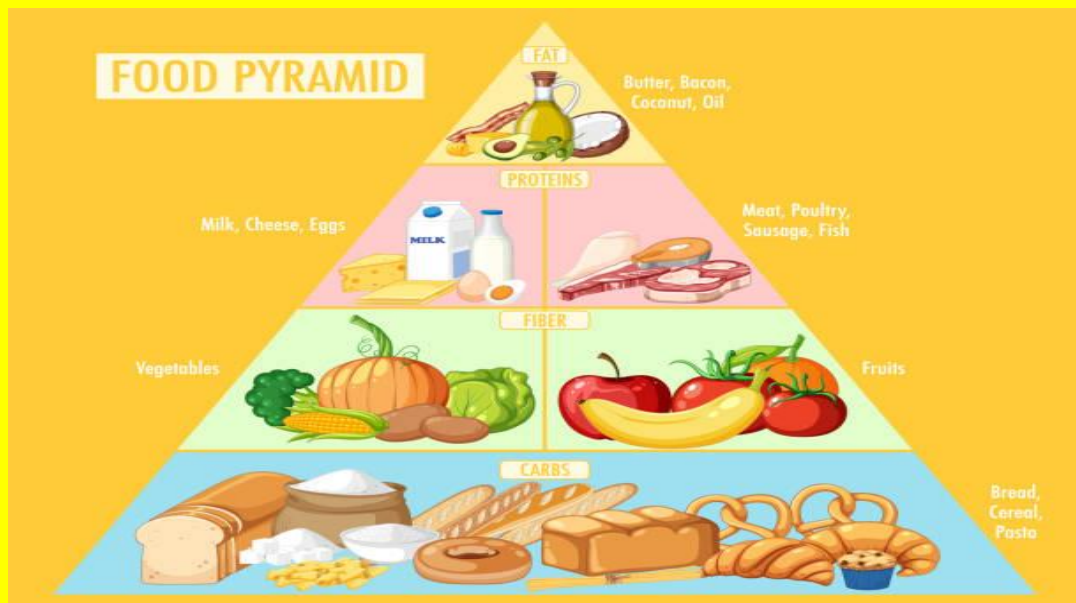
Note:

- Do the Math work in the regular notebook(Forward counting).
- HHW will carry 3 marks

EVS

1. Make a FOOD PYRAMID on an A4 size colored sheet. –(1 mark)

(A picture has been attached for your reference.)



2. Make an ID card mentioning your – (2 marks)

a) Name and your photo

b) House Address

c) Your native place

d) Your class and class teacher's name

e) Your mother tongue

(3 marks will be assigned for this in CT - 1)

3. Revise all the work done in class till now.



COMPUTER

Q1. Collect pictures of different types of computers Desktop, Laptop, Smartphone, Tablet etc. and paste it on a coloured A4 sheet.

Write heading at the top of sheet as “Types of Computer” and put a nice border along the edges.

Q2. Take a printout of the worksheets given below.

Complete it and paste it in your Computer Notebook.

How is a computer different from you? Write 'Yes' or 'No' against these questions:

a. Can you move?

Can a computer move?



b. Can you remember things?

Can a computer remember things?



c. Do you get tired?

Does a computer get tired?



d. Do you make mistakes?

Does a computer make mistakes?



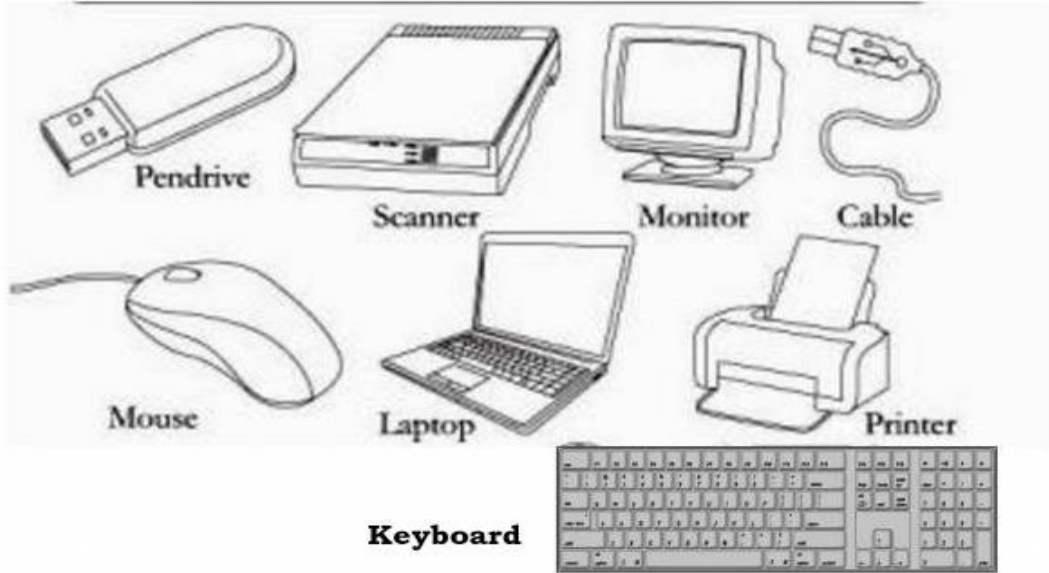
e. Can you think?

Can a computer think?



Find the NAMES of these terms related to the computer system.

Colour each word with a DIFFERENT colour.



L	T	M	O	N	I	T	O	R	B	V	Q	K
Y	F	O	H	J	R	C	A	B	L	E	M	E
S	D	U	P	E	N	D	R	I	V	E	G	Y
O	M	S	C	A	N	N	E	R	T	I	H	B
F	I	E	V	U	L	Y	W	R	H	A	C	O
X	H	B	R	S	C	I	L	K	V	Z	X	A
D	J	L	A	P	T	O	P	T	E	U	F	R
F	I	W	T	Y	X	M	K	U	G	S	E	D

Note:

Label all your sheets subject wise and bring them in a labelled folder only.

ENJOY YOUR HOLIDAYS

