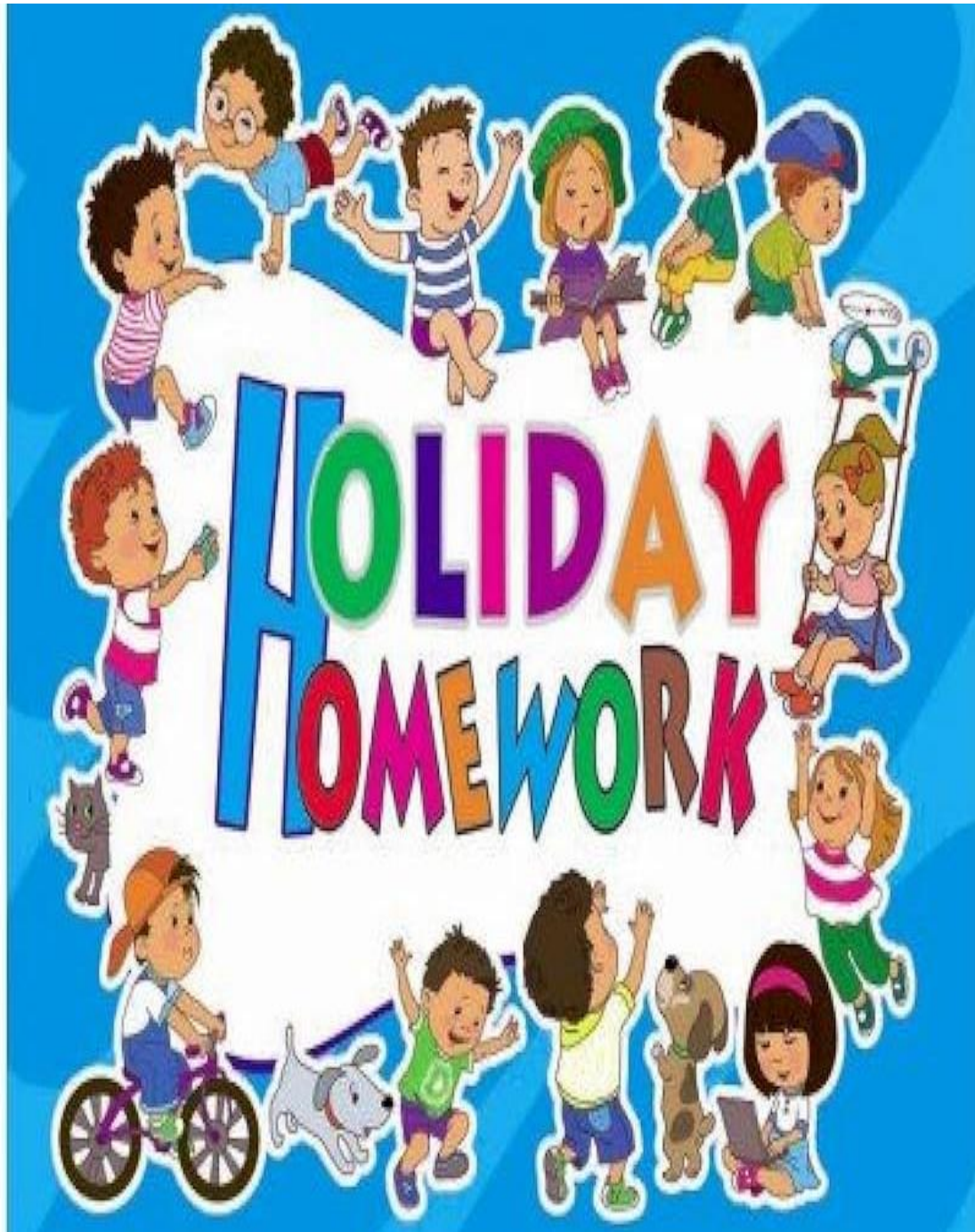


it's Summer Time



NURSERY

shutterstock.com - 7992625



DEAR PARENTS,

SUMMER VACATION!

A long time to rejoice and recreate for all children. It is an appropriate period when the parents spend quality time with their children and try to discover their hidden potential, to realize their talents and raise their self-esteem.

➤ **Vacation gives children a chance to relax. Besides relaxing, there should be a healthy mix of play and work. Punctuate their relaxed moments with constructive and creative work, this will surely enhance their confidence.**

➤ **Encourage your child to take healthy food.**

➤ **Take your child for outing and fun. Try to spend maximum time with him/her & develop an everlasting bond.**

➤ **MAKE SURE THAT YOUR CHILD COMPLETES HIS/HER HOMEWORK NEATLY.**

➤ **Help your child inculcate good habits.**

➤ **Recite a story to your child and ask him/ her to narrate it.**

➤ **Converse with your child in English.**

➤ **SO SPEND THESE HOLIDAYS CREATING AN ENVIRONMENT FILLED WITH FUN, FROLIC, LEARNING & EDUCATION.**

➤ **Help your child to make an attractive handmade folder for the holiday homework.**

➤ **Use this link for letter sounds recognition for English.**

<https://youtu.be/R2frjzrC5Jg>

➤ **SUMMER HOLIDAY HOMEWORK CARRIES 5 MARKS.**

School Holiday Rules

No electronics until you have done the following...



Have you:

⇒ Made your bed



⇒ Had breakfast



⇒ Brushed your teeth



⇒ Dressed



20 minutes of Reading



20 minutes of Coloring or Writing



Do your daily chore



Play outside for 30 minutes



Make or build something creative (Legos, Toys, Crafts)

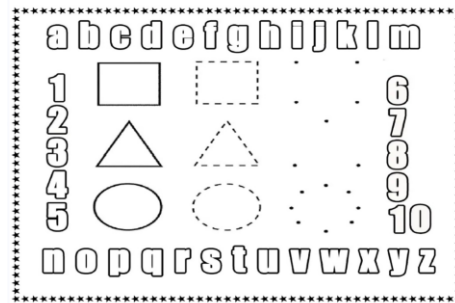



Help someone in the family (Ask if you need ideas)

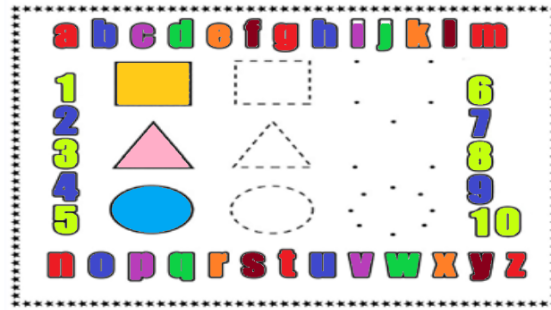

Activity 1

MY TABLE MAT

- Take an A-3 size thick sheet.
- Take A-3 size print out of both the sheets given below and paste it on either side of the thick sheet.




- Make both the sheets colourful by colouring each shape, alphabet and number as per your choice of colour.
- Put your name tag, class and section on both sides of the table mat.
- Now request your father to get this final sheet laminated.
- Your table mat is ready to bring it to school which would be used in school during lunch time.



Activity 2

NEMO'S ADVENTURE

Make finger strokes to show water and colour the fishes.






Ask your parents to read the story

- 1. Nemo wanted to see the ocean, he lived in.**
- 2. "Don't go alone! It's not safe", said the mother.**
- 3. Tinky Turtle, your cousin, will show you the ocean.**
- 4. They saw an octopus, dolphin and a star fish as they swam along.**
- 5. They had fun!**
- 6. Nemo thanked Tinky Turtle and mother for such an enjoyable day.**

Activity 3

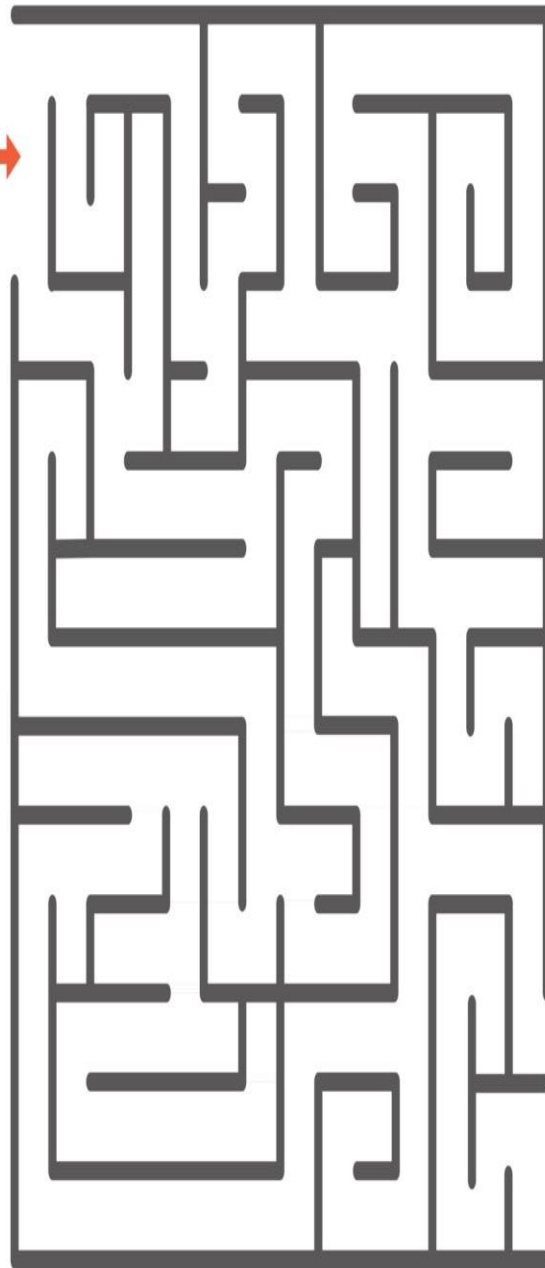
Draw lines to connect each pictures to its other half



Activity 4





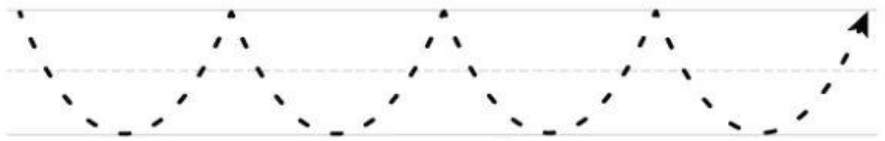

MAZE GAME

HELP DRIVER TO REACH THE SCHOOL



Activity 5


Trace the Lines Left to Right



Activity 6

I CAN DRAW


TRACE ON THE DOTS GIVEN AND COLOUR THE PICTURE



Activity 7

BETTY THE BUTTERFLY

DECORATE BETTY THE BUTTERFLY..... WITH BEST OUT OF WASTE



Activity 8

PUZZLE TIME

- COLOUR THE FRUIT BASKET
- PASTE IT ON A CARDBOARD
- CUT THE PICTURE ALONG THE DOTTED LINES.
- ARRANGE THE PIECES TO SOLVE THE PUZZLE


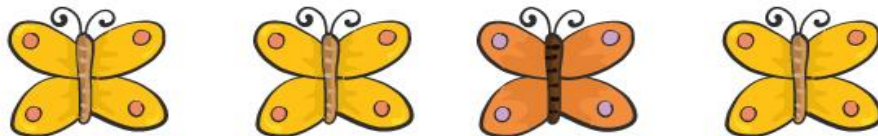
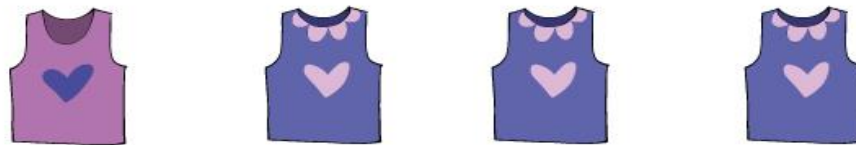
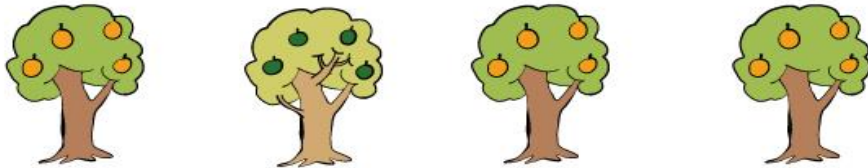


Activity 9

Sort Me Out


Which is different?

Circle the different item in each group.




Activity 10

Colour the picture and paste the photo of your dad. Now get it framed and gift it to your dad on 16th of June. Click photos while gifting and paste photos in scrap file.





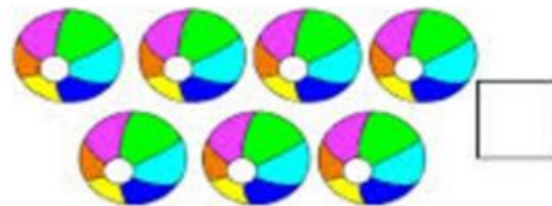

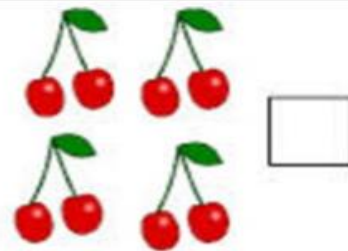
Activity 11

TRACE ON THE DOTTED LINES TO HELP BUTTERFLY REACH THE FLOWERS



Activity 12


Tick the group which has more number of objects




Activity 13

Colour all Aa pictures

Aa




Apple



Ant



Archer



Alligator



Airplane

Activity 14

Colour all Bb pictures


Bb




Bird



Balloon



Bananas



Butterfly









Bear

My Lovely Tiny Tots,

Practice makes a man perfect.

Continue practicing the work done till now.

*** ENGLISH: Do 5 pages of sleeping lines, 5 pages of standing lines, 5 pages of slanting lines(left), 5 pages of slanting lines(right), 5 pages of zig-zag lines, 5 pages of half a circle pattern. Below is the sample for the same. Complete the work in same pattern in any four lines notebook.**



*** Revise all English and Hindi rhymes.**

*** Revise GK and EVS questionnaire.**

(Take print out of all the activities and make children do them and paste them in a scrap file.)

One scrap file can be used to paste all photos and activity worksheets.

Holidays Homework carries 5 marks in cycle 1 exams.

Connect with the nature

- * Water the plants daily.
- * Keep a bowl of water and grains in your balcony/terrace for the birds as it is very hot outside.
- * Plant a sapling. Give the plant a name and adopt it by watering it daily and taking care of it. Click the photos and send it on edunext.

**MAKE YOUR CHILD TO USE THESE SENTENCES
REGULARLY TO ENHANCE THEIR ORATORY SKILLS.**

- How are you? I am fine, Thank you.
- I am thirsty, please give me water.
- I am hungry, please give me food.
 - I have finished my food/work.
- Please open/close my bottle/tiffin/bag.
- Please switch on/off the light/fan.
 - May I go to washroom?
 - May I wash my hands?
 - Can I help you?

**** Submission of Holiday Homework: Between 1st and 3rd of July, 2024.**

Wishing you all happy times together!! See you on Monday 1st of July, 2024

