



ST. THOMAS SCHOOL, INDIRAPURAM
CLASS 1
AIL PROJECT + HOLIDAY HOMEWORK
SESSION- 2025-26

Dear Children,

Summer Vacation is probably the best time of the year for you all; it's time for loads of ice cream, time to get pampered to no end and of course bonding with family members. School is fun too, with learning always happening. Summer vacation can also be a time for learning with lots of activities around. Here are few tasks for you to complete during the vacation. Do remember to complete the given tasks after reading them carefully. Happy Holidays!



It is a great time to relax but do remember to:

- Follow a routine as the secret of your future is hidden in your daily routine.
- Read interesting books and increase your knowledge about places and people.
- Spend more time with people, less time in front of the screen.
- Spend time with grandparents. They have treasures of stories and tips that will make your life wonderful.
- Sleep well as a good sleep binds health and our body together.
- Use magic words – Thank You, Please, Sorry, Excuse me, in your routine as manners cost nothing and are priceless. The fun-filled activities given to you will surely be the page-turners!

Above all, now is the time you can show your parents how much you love them. So, help mamma with daily chores, help daddy while cleaning the car, watering the plants. Though we will miss you and your chatter and laughter, we wish you a **HAPPY AND HAPPENING SUMMER BREAK!**

AIL (ART INTERGATED LEARNING) PROJECT

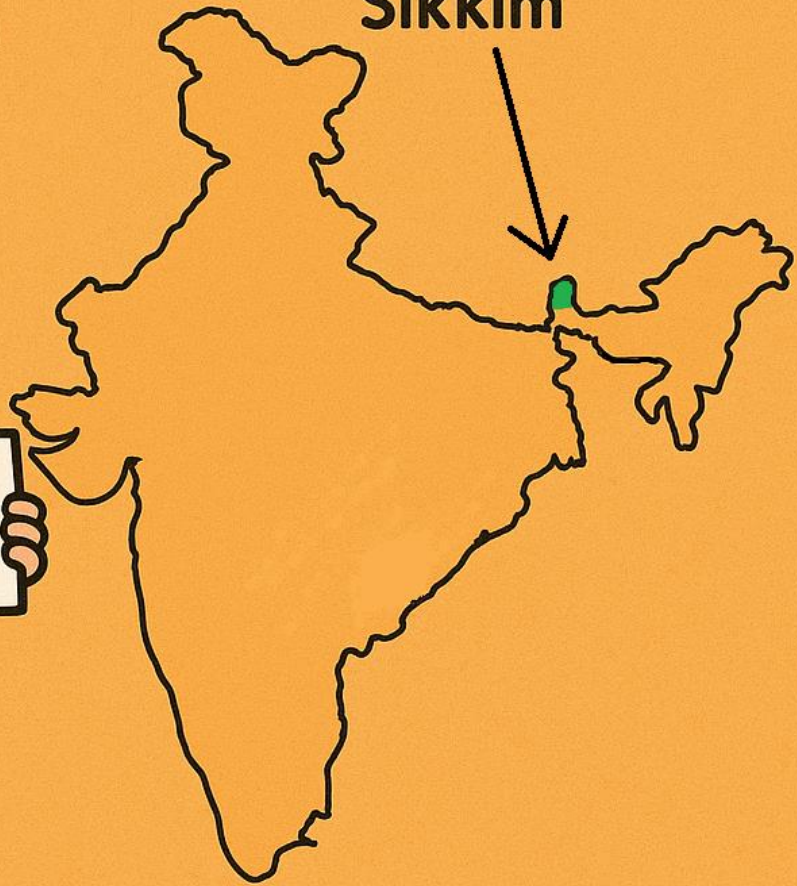
UTTAR PRADESH - SIKKIM

TOPIC: HOUSES OF SIKKIM



INDIA

Sikkim



NAME: _____

CLASS/SECTION: _____

ROLL NO. _____

DATE: _____

INTRODUCTION

Sikkim is the smallest northeastern state of India. It is the second least populated state in India and is widely known for the serene beauty of nature. Sikkim has become the first attraction of tourists because of its clean environment and beautiful nature. The official languages of Sikkim are Nepali, English, Sikkimese



(Bhutia) and Lepcha. Winters are cold, with heavy snowfall in higher regions. Summers are mild and pleasant, ideal for trekking and sightseeing. The monsoon season brings heavy rainfall. Sikkim's houses reflect a rich blend of tradition and culture. Traditional homes, like those of the

Lepchas, feature bamboo and wood structures, often raised on stilts to protect against moisture and floods. Bhutia houses, built with stone and wood, are designed for durability in the cold, while modern



houses incorporate elements like sloping roofs, reflecting the evolution of architecture in the region. People of Sikkim like to wear their traditional dress 'Kho' (a long, loose robe-like garment). Tamang, Selo, Maruni, Ghantu and Yak Chham are few traditional dances of Sikkim.

Sikkimese cuisine is a vibrant mix of Tibetan, Nepali, and Lepcha influences. It's known for dishes like momos (steamed dumplings), thukpa (noodle soup), momos (steamed dumplings), thukpa (noodle soup), dal bhat (lentils with rice), and various meat preparations like phagshapa and sha phaley (stuffed bread).



1. **Paste any 5 pictures of different types of houses found in Sikkim.**



2. **Select any 3 types of houses from the pasted pictures and write 6 to 8 lines about them. (Name of the house, material used and type of house etc.)**

3.

a) **Draw and colour any 2 houses of Sikkim using different shapes.**

b) **Write the names and number of the shapes from the drawn pictures.**

NOTE: *Do this work neatly in a labelled and decorated scrap book.*



- **Write 20 pages of cursive writing in a separate thin 4 lines notebook.**
- **Write 'MYSELF' shared in the worksheet in your English notebook.**
- **Do page no. 35, 43, C part of page 44 and F part of page 47 in Joyful Mathematics book.**

SUBJECT - HINDI

- ✚ पढ़ाए गए पाठ्यक्रम का अभ्यास करें।
- ✚ आधारशिला में पेज न. 4 से 13, 30, 31, 45 व 46 पूरे करें।
- ✚ एक अलग पतली कॉपी में 10 पेज सुलेख सुन्दर लेख में लिखें।

✚ हिन्दी रचनात्मक क्रियाकलाप

रंगोली कार्ड

(5 Marks)

- ✚ A4 साइज़ शीट पर अपने पसंद के किसी एक फल और एक सब्जी का चित्र बनाते हुए उन्हें दालों या रंगोली के रंगों से सुन्दर तरीके से सजाएँ और उस फल व सब्जी का नाम भी लिखें। यह चित्र केवल उदाहरण (example) के लिए दिया है।



- ✚ Kindly bring Hindi holiday homework in a separate folder.
- ✚ दी गई Worksheet का अभ्यास करें।

Subject- Computer

- 1. Paste the pictures of any five places where we use computers. (In your Computer Notebook).**
- 2. Take a photo of the computer or laptop they use. Label the main parts (monitor, keyboard, mouse) and paste them in your Notebook**
- 3. Do the Worksheet uploaded on Edunext
[5 Marks will be given for the holiday HW and Worksheet]**

SUBJECT – ART

- 1. Art Festival – A book of Art and Craft
Do pages 31, 39,41,43***
- 2. Make a Tribal Mask of Sikkim.***



GUIDELINES

1. **Do the work related to Sikkim in a labelled scrap book.**
2. **Keep all the worksheets in a labelled folder.**
3. **Hindi and Computer work should be kept in separate folders.**
4. **Do reading practice daily. Read story books.**
5. **Revise all the work done till now in the class.**
6. **Do practice of writing neatly and properly to improve your handwriting.**
7. **Do the work in your own writing.**
8. **Holiday H.W is mark based, do it carefully.**
9. **Submission date for Holiday H.W is **02.07.25**.**



**HAVE FUN
AND
ENJOY
THE
SCHOOL HOLIDAYS**



**HOLIDAY
HOMEWORK
WORKSHEETS OF
ENGLISH,
MATHEMATICS,
EVS, HINDI AND
COMPUTER.**

SUBMISSION DATE :02.07.25

ST. THOMAS SCHOOL
CLASS – 1
SUBJECT – ENGLISH WORKSHEET
ARTICLES AND L-2 THE CLEVER RABBIT

Name _____ **Roll no.** _____ **Section:** _____ **Date:** _____

ARTICLES (USE OD A/AN)


Q1. Do as directed:

1. Write **a or **an** in front of each word.**

- | | |
|-----------------|--------------------|
| a. _____ boot | g. _____ arm |
| b. _____ egg | h. _____ ice block |
| c. _____ fox | i. _____ nose |
| d. _____ peg | j. _____ drum |
| e. _____ artist | k. _____ orange |
| f. _____ ear | l. _____ ox |

2. Write **a or **an** in each space.**

- a. I saw _____ old car.
- b. I have _____ black dog.
- c. I climbed _____ oak tree.
- d. Sally ate _____ ice cream.
- e. The spider ate _____ ant.
- f. Mike saw _____ big fire.
- g. The story came to _____ end.
- h. What _____ ugly monster!



3. Circle a or an in the given sentences:

- a) John wants to read **a / an** comic book.
- b) Riya has **a / an** orange in her bag.
- c) I saw **a / an** otter at the zoo.
- d) My mother works in **a / an** office.
- e) We found **a / an** empty bag.
- f) My father gave me **a / an** bicycle.
- g) There is **a / an** basket on the table.

Lesson – 2

The Clever Rabbit

Q1. Match the words with their meanings:

- | | | |
|-----------|----|------------------------|
| a) afraid | 1) | sound of a lion |
| b) angry | 2) | food eaten at one time |
| c) meal | 3) | scared |
| d) roar | 4) | unhappy |

Q2. Circle the right answer?

- a) Where does the lion live?**

- (i) In a city (ii) In a forest

- b) Whom is the rabbit running away from?**


- (i) Another lion (ii) Another rabbit

- c) Who is clever in the story?**

- (i) **Lion**



(ii) **Rabbit**



Q3. Complete the sentences.

- a) The rabbit takes the lion to a _____.
- b) In the forest lives a _____.
- c) The rabbit _____ the lion and kills it.
- d) The lion is very _____ as the lion is late.

Q4. MYSELF

- a) My name is _____.
- b) I am _____ years old.
- c) I study in Class _____.
- d) The name of my school is _____.
- e) I live with my _____.
- f) My favourite subject is _____.
- g) My favourite colour is _____.
- h) I love to play with my _____.
- i) My best friend is _____.
- j) I want to become a _____.

ST. THOMAS SCHOOL, INDIRAPURAM

WORKSHEET (2025-26)

CLASS -1, MATHEMATICS

CHAPTER 3 and 4

NAME: _____ SECTION: ____ ROLL NO: _____ Date: _____

Q1.

Count the candies and write the number and number name:



Q2.

Before, After and Between

Fill in the numbers Before, After and Between

___, 9 2, ___, 4 5, ___

___, 4 4, ___, 6 7, ___

___, 5 6, ___, 8 6, ___

___, 10 3, ___, 5 2, ___

___, 6 9, ___, 11 8, ___

___, 7 5, ___, 7 9, ___



___, 3 7, ___, 9 3, ___



Q3.

Count and add:

$$\begin{array}{r} 2 \\ + 5 \\ \hline \end{array}$$



$$\begin{array}{r} 1 \\ + 8 \\ \hline \end{array}$$



$$\begin{array}{r} 7 \\ + 2 \\ \hline \end{array}$$



Q4.

Count and Subtract:



$$5 - 3 = \underline{2}$$



$$7 - 6 = \underline{\quad}$$



$$4 - 2 = \underline{\quad}$$



$$6 - 1 = \underline{\quad}$$



$$9 - 5 = \underline{\quad}$$



$$3 - 1 = \underline{\quad}$$



$$8 - 5 = \underline{\quad}$$

Q5.

Write the number name:

a. 12- _____

b. 17- _____

c. 13- _____

d. 20- _____

Q6.

Table of 2 T O

a. $2 \times 5 =$ _____

b. $2 \times 7 =$ _____

c. $2 \times 9 =$ _____

Q7.

Circle the greater number:

17 8

4 13

Circle the smaller number:

13 6

12 20

Q8.

Write the missing number :

10 _____ 12 _____ _____ 15 _____ _____ 18

Q9.

What comes after:

14 _____

16 _____

19 _____

Q10.

What comes in between:

17 _____ 19

9 _____ 11

17 _____ 19






ST. Thomas School, Indirapuram

Class - 1 (Session 2025-26)

EVS Worksheet

Lesson 4 and 5

Name _____ Sec: _____ Date: _____

Q.1	Match the following. <div data-bbox="148 701 169 730">a</div> <div data-bbox="234 701 432 730">Balance diet</div> <div data-bbox="703 622 863 725"></div> <div data-bbox="1082 741 1174 792"><input type="text"/></div> <div data-bbox="148 916 169 945">b</div> <div data-bbox="234 916 491 945">Keep us healthy</div> <div data-bbox="703 835 847 938"></div> <div data-bbox="1082 891 1174 943"><input type="text"/></div> <div data-bbox="148 1137 169 1167">c</div> <div data-bbox="234 1137 464 1167">Milk products</div> <div data-bbox="730 1037 837 1176"></div> <div data-bbox="1051 1122 1147 1173"><input type="text"/></div> <div data-bbox="148 1386 169 1415">d</div> <div data-bbox="234 1373 432 1402">Pucca house</div> <div data-bbox="703 1272 837 1397"></div> <div data-bbox="1070 1350 1166 1402"><input type="text"/></div> <div data-bbox="165 1688 186 1718">e</div> <div data-bbox="234 1675 325 1704">Brick</div> <div data-bbox="655 1529 778 1650"></div> <div data-bbox="1054 1653 1150 1704"><input type="text"/></div>

Q. 2 Write the name of the houses



Q.3 Complete the given names.

a

I am your afternoon meal, I am L__n__h.



b

I help you to grow , I am an e__g .



c

The room where you sleep, I am the b_ dr _o_ .



Q.4 Draw two materials used to make a pucca house.

सेंट थॉमस स्कूल , इंदिरापुरम

अभ्यास पत्र-3 (2025-26)

कक्षा - प्रथम __ विषय - हिन्दी

नाम - रोल न0- दिनांक -

प्रश्न1- चित्र देखकर शब्द लिखो-



.....

-



.....



-

.....



.....



-



.....

प्रश्न2- मात्रा लगाओ-

चीन_

ममत्_

प_हया

उज_ला

धनिय_

द_वार

जह_ज

_टकट

प्रश्न3- चित्र देखकर सही शब्द पर गोला लगाओ -



- दीपक

दिपक

दीपक



- चबी

चाबी

चाबि



- पिचकरी

पीचकारी

पिचकारी







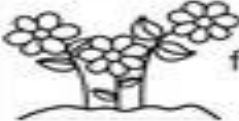








प्रश्न4-	समान तुक वाले शब्द लिखो -								
	<div>1. हिला - 3. आज्ञा -</div> <div>2. लकड़ी - 4. मित्र -</div>								
प्रश्न5-	वाक्य बनाओ -								
	<div>साइकिल - </div> <div>बाजा - </div> <div>खीर - </div>								
प्रश्न6-	अपनी पसंद के चार रंगों के नाम लिखिए -								
	<div>1. 2.</div> <div>3. 4.</div>								
प्रश्न7-	अपनी पसंद के किन्ही तीन फलों और तीन सब्जियों के नाम लिखिए -								
	<table border="0"> <thead> <tr> <th><u>फल</u></th> <th><u>सब्जी</u></th> </tr> </thead> <tbody> <tr> <td>.....</td> <td>.....</td> </tr> <tr> <td>.....</td> <td>.....</td> </tr> <tr> <td>.....</td> <td>.....</td> </tr> </tbody> </table>	<u>फल</u>	<u>सब्जी</u>
<u>फल</u>	<u>सब्जी</u>								
.....								
.....								
.....								

St. Thomas School, Indirapuram

Class 1 Computer

Holidays Homework

1. Identify the pictures and circle Natural things with yellow colour and Human made things with green colour.

 animals	 cereal	 rain
 cars	 rocks	 milk
 flowers	 books	 veggies
 shirts	 soil	 bikes
 grain	 sunlight	 laptops

2. Match the following activities.

1.



a. Listen to music

2.



b. Type a document

3.



c. Play games

4.



d. Send e-mail


5.



e. Search internet

3. Write the name of place where computer is used in box from hints.

Supermarkets	Airport	Offices	School
Hospital	Banks	Home	Making films

















4. Write 'N' for Natural things and 'H' for Human made things.









