

Holiday Homework

NURSERY



Summer VACATION RULES



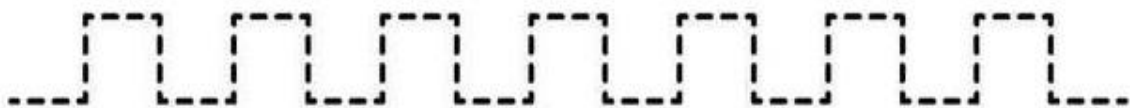
You may have as much time on the ipad/TV as you like as long as all of these jobs have been done before you turn on the screen.

- ☐ You helped make the bed
- ☐ You have eaten a healthy breakfast
- ☐ You have gotten dressed
- ☐ You have brushed your teeth
- ☐ You have brushed your hair
- ☐ You have read for 15-20 minutes
- ☐ You have written or colored for 15-20 minutes
- ☐ You have cleaned up your room
- ☐ You have played outside for 30 minutes
- ☐ You have practiced math for 15-20 minutes
- ☐ You have helped someone in the family




ACTIVITY 1

TRACE THE LINES:



ACTIVITY 2


MATCH THE FRUIT WITH ITS JUICE BY TRACING THE CORRECT PATH.



ACTIVITY 3

Follow the line

Can you help the dog find its food?



ACTIVITY 4


CIRCLE THE BEGINNING SOUND



B

I


F



C

G

H



E

D

J



A

K

F



C

F

A





E

H

L

ACTIVITY 5

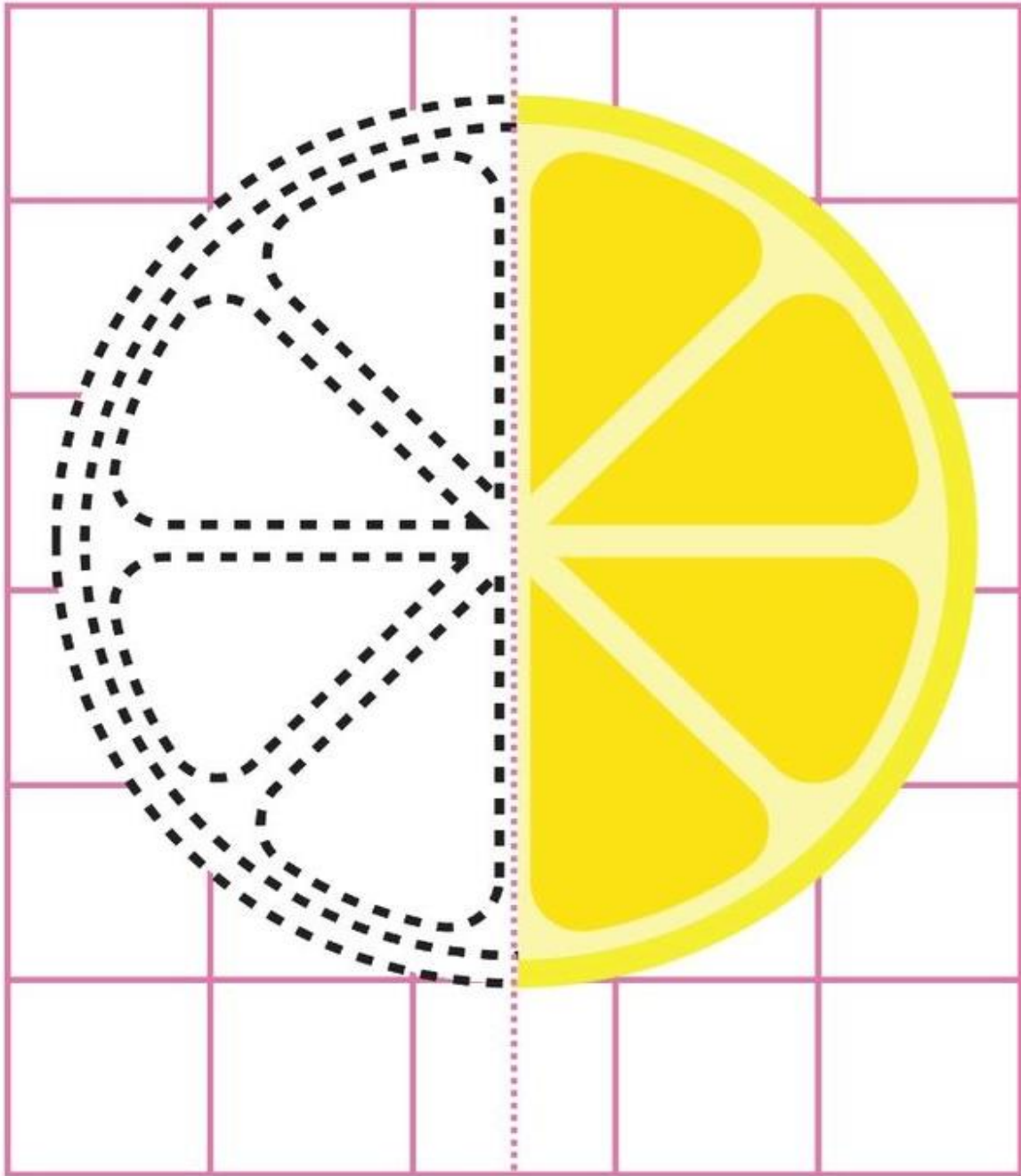
DO AS PER THE COLOUR AND SHAPE CODE GIVEN



ACTIVITY 6

COMPLETE THE PICTURE

Trace the other half of the object. Then color to make a symmetrical picture.



ACTIVITY 7

EXPLORING THE FIVE SENSES

Activities

Sight

1. Watch the sunrise and describe the experience.
2. Take a picture of a beautiful sunset or a scenic view.
3. Observe and draw different types of flowers or leaves.

Hearing

1. Listen to bird sounds and identify different types of birds.
2. Record and describe the sounds you hear in nature (e.g., wind, water, animals).
3. Create a sound collage using different instruments or objects.

Smell

1. Identify different fragrances (e.g., flowers, perfumes, fruits).
2. Describe the difference between pleasant and unpleasant smells.
3. Create a scented bouquet using herbs or flowers.

Taste

1. Taste different fruits and vegetables and describe their flavors.
2. Identify sweet, sour, salty, and bitter tastes.
3. Create a fruit salad and describe the experience.

Touch

1. Touch different textures (e.g., soft, hard, rough, smooth).
2. Describe the sensation of touching hot or cold objects.
3. Identify different temperatures (e.g., warm, cool, freezing).

Take pictures of each activity.

Make a collage of all these photos on an A-4 size sheet and bring it to school after vacation.

Children can explain through this collage about their experience.

ACTIVITY 8

Monaco Pizza Bites for The Cool Father

Make Father's Day more special by preparing Monaco Pizza Bites for your father on 15th of June, 2025. (Do it with the help of your mother)
So, children here's the recipe to make it.



RECIPE:

- Take few Monaco Biscuits.
- Put a small piece of cheese over it.
- Add few toppings as per your choice like boiled corn, chopped tomato, chopped onion, chopped cucumber.
- Sprinkle a pinch of origano and black pepper over it.
- Garnish with a coriander leaf on the top.

Click photographs and make a collage of them on an A-4 size sheet and bring it to school.

ACTIVITY 9

THIS IS ME

**MAKE THE FACIAL
EXPRESSIONS**




I AM _____ YEARS OLD



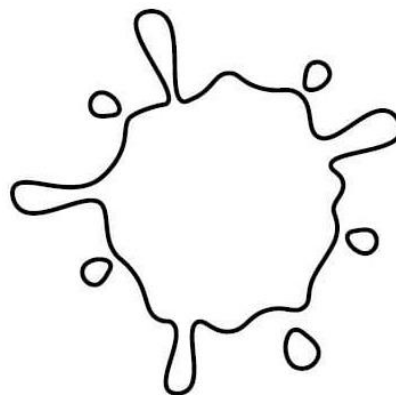
**DRAW CANDLES OVER THE
CAKE TO MATCH YOUR AGE**

NEW HAIRSTYLE



**MAKE YOUR NEW
HAIRSTYLE**

MY FAVOURITE COLOUR



ACTIVITY 10

Match the Beginning Sound

Draw lines to matching the pictures and their beginning sounds.

F



G



H



I



J



My Lovely Tiny Tots,

Practice makes a man perfect.

Continue practicing the work done till now.

Adopt a plant or pot one. Take care of it. Enjoy its different levels of development. Click photos and make a collage of it on an A-4 size sheet and bring it to school.

Try to learn some basic skills like arranging your belongings and developing personal hygiene.

SPEND TIME DOING SOME OUTDOOR ACTIVITIES LIKE PLAYING OUTDOOR GAMES, CYCLING, LEARN TO DANCE ETC.

* Maths Practice Worksheet – Do pages 3 to 9.

* English Practice Worksheet – Do pages 3 to 6, 8 to 21.

* Revise all English and Hindi rhymes.

* Revise GK and EVS questionnaire.

(Take print out of all the activities and make children do them).

Paste all A-4 size sheets after decorating well on thick cardboard so that it can be displayed in classroom.

Holidays Homework carries 5 marks in cycle 1 exams.

**** Submission of Holiday Homework: By 7th July, 2025.**

Wishing you all happy times together!! See you on Wednesday 2nd July, 2025

