

**St. Thomas School, Indirapuram**

**Holidays Homework, 2020**

**Prep**



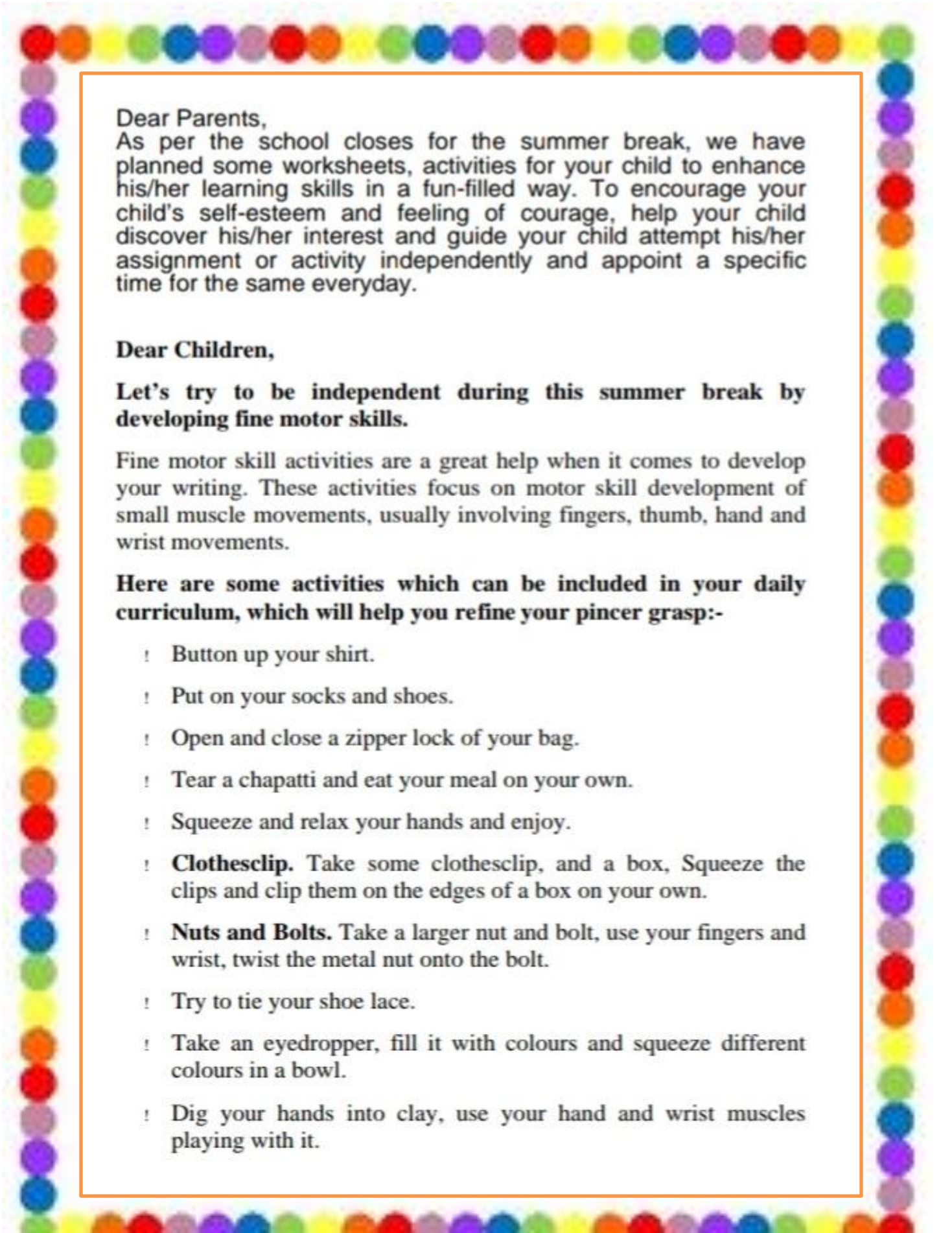
i'm ready for



SUMMER

FUN





Dear Parents,  
As per the school closes for the summer break, we have planned some worksheets, activities for your child to enhance his/her learning skills in a fun-filled way. To encourage your child's self-esteem and feeling of courage, help your child discover his/her interest and guide your child attempt his/her assignment or activity independently and appoint a specific time for the same everyday.

**Dear Children,**

**Let's try to be independent during this summer break by developing fine motor skills.**

Fine motor skill activities are a great help when it comes to develop your writing. These activities focus on motor skill development of small muscle movements, usually involving fingers, thumb, hand and wrist movements.

**Here are some activities which can be included in your daily curriculum, which will help you refine your pincer grasp:-**

- ! Button up your shirt.
- ! Put on your socks and shoes.
- ! Open and close a zipper lock of your bag.
- ! Tear a chapatti and eat your meal on your own.
- ! Squeeze and relax your hands and enjoy.
- ! **Clothesclip.** Take some clothesclip, and a box, Squeeze the clips and clip them on the edges of a box on your own.
- ! **Nuts and Bolts.** Take a larger nut and bolt, use your fingers and wrist, twist the metal nut onto the bolt.
- ! Try to tie your shoe lace.
- ! Take an eyedropper, fill it with colours and squeeze different colours in a bowl.
- ! Dig your hands into clay, use your hand and wrist muscles playing with it.

# School Holiday Rules

No electronics until you have done the following...



Have you:

⇒ Made your bed



⇒ Had breakfast



⇒ Brushed your teeth



⇒ Dressed



20 minutes of Reading



20 minutes of Coloring or Writing



Do your daily chore



Make or build something creative (Legos, Toys, Crafts)



Help someone in the family (Ask if you need ideas)


<http://www.inspiration.com>



# ACTIVITY 1

## Picture Puzzle

Cut out the mixed up picture pieces below and arrange them to look like the correct picture.



**Keynote for parent:** Help your child to cut the pictures with child friendly scissors and complete the picture. Paste it in the scrap file.

# ACTIVITY 2

## HAPPY FATHER'S DAY

Let's make this delicious drink for your Father (with the help of an elder) on Father's Day on 21<sup>st</sup> June,2020 (Sunday) and thank him for everything for what all he has done for you and enjoy with him.

### Yummy Oreo Milkshake



A thick milkshake with lots of Oreo cookies!

#### Ingredients:

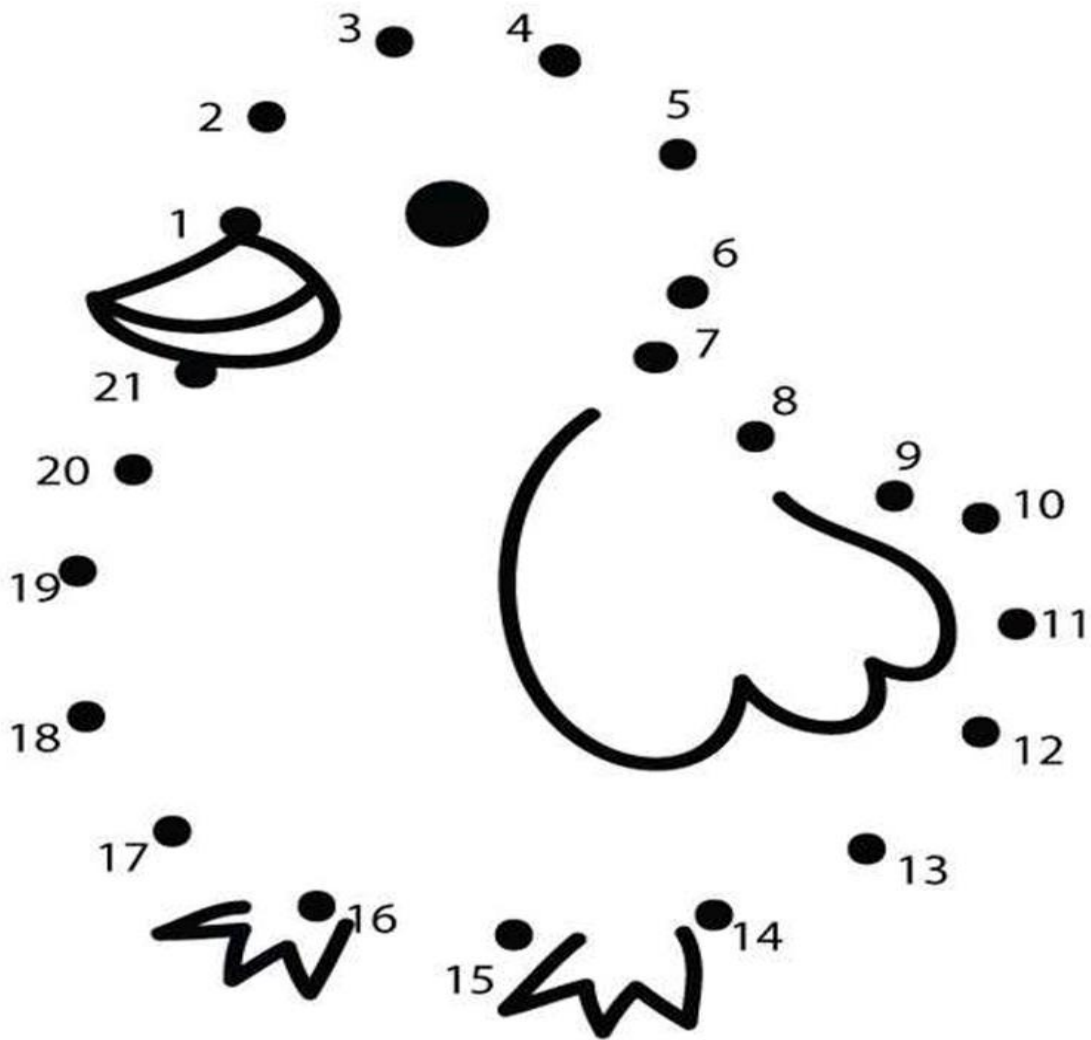
- 8 Oreos in sandwich bag crushed
- 4 scoops vanilla ice cream
- 2 cups milk
- handful of ice

**Blend everything in a blender until smooth, and ENJOY YOUR DRINK!!**



# ACTIVITY 3

Help your child join the dots with help of a pencil and colour it.



**Keynote for parent:** Let your child join the dots and colour it with the colour of his/her choice. Help your child to colour within the lines. Paste it in the scrap file. You can make your child practice these kinds of worksheets and paste them too.

# ACTIVITY 4

## CREATIVE EXPRESSION FOIL & TOILET ROLL CRAFT USING TOILET ROLLS

**KG C**

**"Creative projects planned for you,  
Holder rings and faces too!  
Let your little fingers create,  
By yourself or with a mate!"**

It is the time to reuse foil or toilet rolls and let's make some new attractive craft out of it.

So, encourage your kids to come up with some innovative and creative ideas.

Below are few examples of how we can reuse toilet and foil rolls to make unique things.



**NOTE:-**You can add your creativity and come up with new ideas to make the project more attractive.



# ACTIVITY 5

Paste coloured grains on the house as shown in the picture on the right. **Make a happy home.**



# ACTIVITY 6

## My Family

Read the story.

Peter is ten years old and lives with his family in a small house near the beach.



There are five people in Peter's family. His mum's name is Pam. She is tall with long, blonde hair and big, green eyes. His dad's name is Chris. He is also tall with short, brown hair and small, blue eyes. Both of Peter's parents are kind and helpful.

Peter has one brother, Tom. Tom is older than Peter, he is twelve years old. Tom has short, curly hair and small, brown eyes. Tom is kind to Peter. He shows him how to ride a bicycle and also helps him with his homework.

Peter's sister is only a baby. Her name is Tammy. Peter loves his sister. After school, Peter likes to read stories to Tammy. Tammy likes animal stories because Peter makes funny voices and faces for each animal.



# My Family



Answer the questions.

1. Where does Peter live?

- a) Peter lives in a big house near the beach.
- b) Peter lives in a small house near the zoo.
- c) Peter lives in a small house near the beach.

2. Which sentence is NOT correct.

- a) Peter's mum has long, blonde hair.
- b) Peter's dad has short, blonde hair.
- c) Peter's mum and dad are kind and helpful.

3. Peter is older than Tom. True or False? \_\_\_\_\_


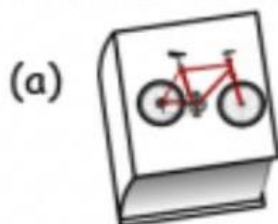
4. Tom is a kind brother. Why?

---

---


5. What is Peter's sister's name? \_\_\_\_\_







6. Which book does Tammy like?



# ACTIVITY 7

Count and Write



	<hr/> <hr/>		<hr/> <hr/>		<hr/> <hr/>
	<hr/> <hr/>		<hr/> <hr/>		<hr/> <hr/>




# ACTIVITY 8

## COLOUR BY CODE

1 – White 2 – Pink 3 – Green 4 – Yellow 5 – Dark Blue

6 – Light Blue 7 – Orange 8 – Purple 9 – Dark Blue 10 – Yellow



## ACTIVITY 9

Colour and decorate the Rangoli using glitter tubes, kundan, 3-D outliners etc.





# ACTIVITY 10

## **Green Drive (Plant a sapling) :-**

Explain to your ward that plants also grow and what all is required for their growth. Let your child adopt a plant, help him/her germinate a seed on his/her own and see the plant growing.

### **Steps for germination:**

- Take a pot.
- Fill it with soil.
- Sow the seeds.
- Water it daily and see it grow into a plant.



**Note: Send the above sapling on the day the school will reopen.**

# ACTIVITY 11




Germ's killing experiment... with black pepper ,water and soap. Kids will dip the finger in bowl with water and pepper then repeat this putting soap on same finger.



# ACTIVITY 12

Cut these shapes and make different objects with help of these.



**Keynote for parent:** Let your child cut these shapes with child friendly scissors and make 5 different objects with help of these. You can use as many shapes as you want. For your reference an example is shown to you. Paste it in the scrap file.



### English:-

- Write one full page of each small cursive letter from a to l, neatly and carefully within 4 lines.
- Draw and colour 2 objects related to each alphabet from letters a to l. Also write the names of the objects.

**Note-** Write the date on every page (should be written by the child), and should be done in a separate 4 lines English copy

### Maths:

- Write the counting from 1 to 50.
- Write backward counting from 20 to 1.
- Starting from counting 1 to 20, make objects as per the number and colour them. **e.g.** for number 1 you can draw Sun, for number 2 you can draw eyes and so on.

**Note-** Write the date on every page (should be written by the child), and should be done in a separate Maths copy.

### Hindi:

- Write all the swar neatly and carefully within 5 lines.
- Write one full page each of all the varn till nya, neatly within 5 lines.
- For every swar and varn done till now draw 2 objects and colour them.

**Note-** Write the date on every page (should be written by the child), and should be done in a separate 5 lines Hindi copy.

### EVS:

- Write your complete name in block letters on an A4 size ivory sheet and laminate it. (It will be used during class activities).
- Make a mobile of :

Sense organs- Roll no 1 to 5

Aquatic animals- Roll no 11 to 15

Road transport- Roll no 21 to 25

Seasons – Roll no 31 to 35

Summer clothes- Roll no 6 to 10

Summer fruits- Roll no 16 to 20

Summer vegetables – Roll no 26 to 30

Family – Roll no 36 till last

Few examples:-



### Craft:

- Make something useful from the waste, which could be used later on and could be placed in the exhibition.